

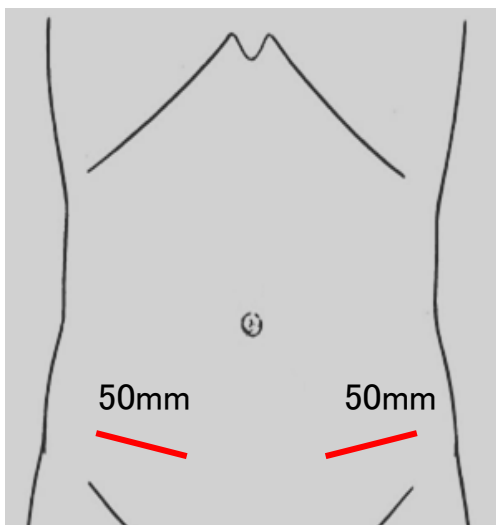

Laparoscopic Hernia Repair Surgery (TAPP)

~Less pain and quicker recovery time~

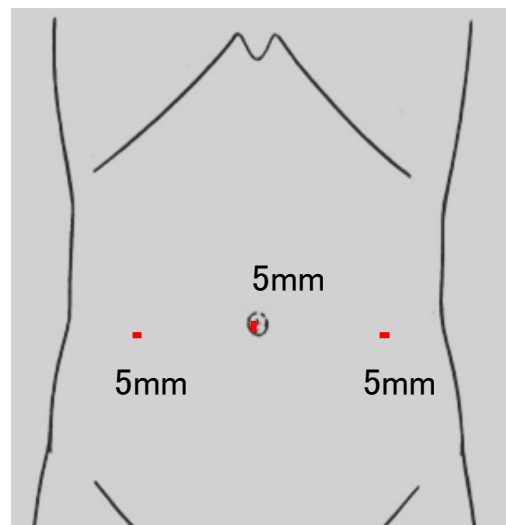
Laparoscopic inguinal hernia repair originated in the early 1990s. At Sada hospital, our first TAPP surgery was carried out in 1992. Currently, 94% of hernia patients at our hospital take TAPP.

What is TAPP ?

- ① TAPP stands for 'Transabdominal Preperitoneal Repair'.
- ② In this method , the surgeon makes 3 small incisions in your abdomen. A thin tube containing a light source and a camera (laparoscope) is inserted through one of these incisions to see inside your abdomen. Special surgical instruments are inserted through the other incisions to repair the hernia.
- ③ The surgeon using images from the laparoscope can identify and diagnose the hernia accurately and lay the mesh ideally over the hernia area.
- ④ If you have hernias on both sides (bilateral hernias), they can be repaired at one TAPP surgery through the same 3 incisions in your abdomen.
- ⑤ There is usually less pain than with open procedure because the cuts are smaller. Recovery is usually faster and patients are back to their normal routine sooner.
- ⑥ The operation-time is about 1 hour and average hospital stay is 1-2 days.
- ⑦ This operation procedure is only possible for expert doctors. Our doctors here are experienced experts as certified by the Japan society of endoscopic surgery.
- ⑧ General anesthesia is used for TAPP, so you will be asleep during the operation.



Open surgery incisions



TAPP incisions

● Sada hospital' s achievement in TAPP surgery

As of December 2019, we have carried out over 1000 cases of TAPP surgeries and we have not experienced any hernia recurrence among them.

•TAPP procedure



- ① Identify the hernia inside the abdomen.
Any tiny hernia can be diagnosed.



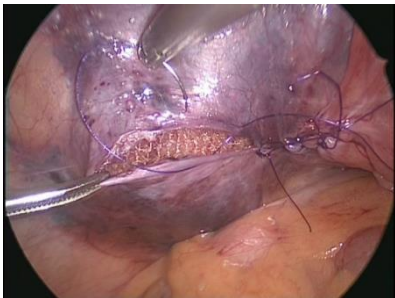
- ② Peel back the peritoneum over the hernia.



- ③ Divide the peritoneum and sub-peritoneum tissue to secure the space for the mesh to spread over the hernia.



- ④ Staple the mesh just over the weakened hernia area.



- ⑤ Suture the peritoneum.



- ⑥ Peritoneum is sealed with stitches.



A scene in a TAPP surgery

Mesh for
Open surgery



Mesh for TAPP
(3D max light mesh)



Mesh for TAPP is thinner, softer and less discomfort.



Operation scar after TAPP
(No need to shave your pubic hair.)